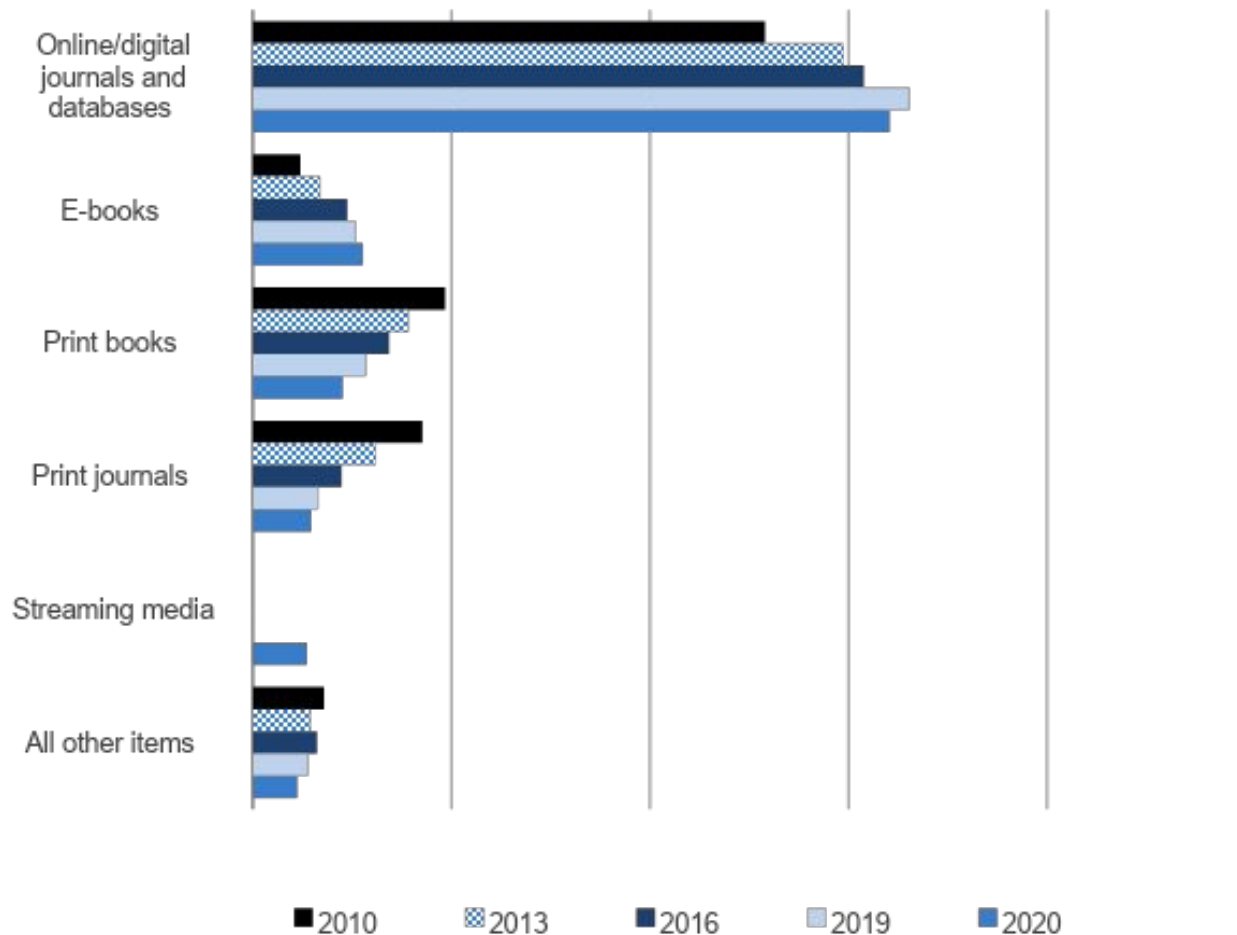




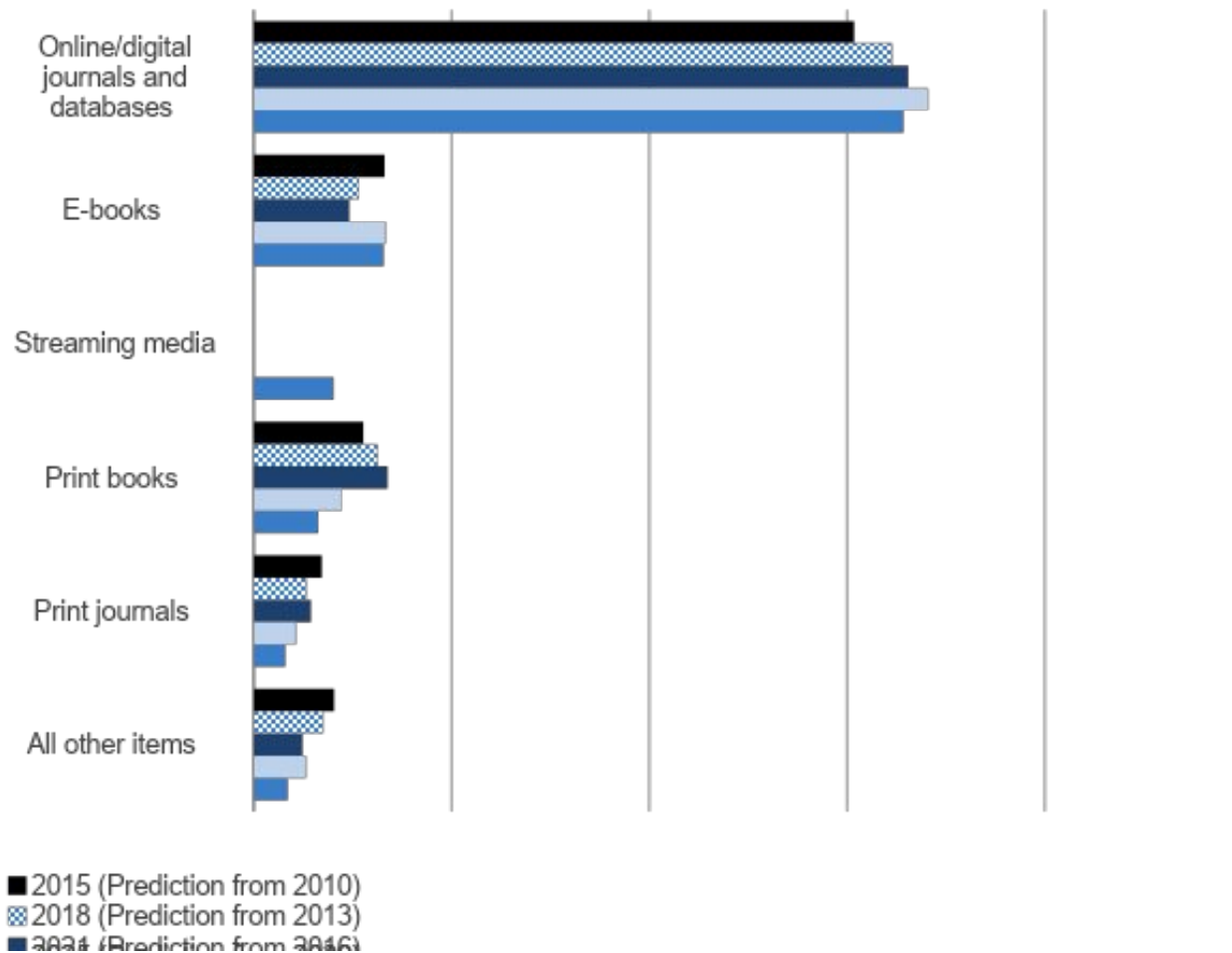
**The Impact of
Accelerating Digital
on Print Preservation**

In the 2020-2021 academic year, what percentage of your library's materials budget is allocated to the following items? Percentages must add to 100 percent. *Average percentages across all participants, by survey cycle.*



Source: Ithaka S+R
Library Survey 2020

In five years, what percentage of your library's materials budget do you estimate will be spent on the following items? Percentages must add to 100 percent. *Average percentages across all participants, by survey cycle.*



Source: Ithaka S+R
Library Survey 2020

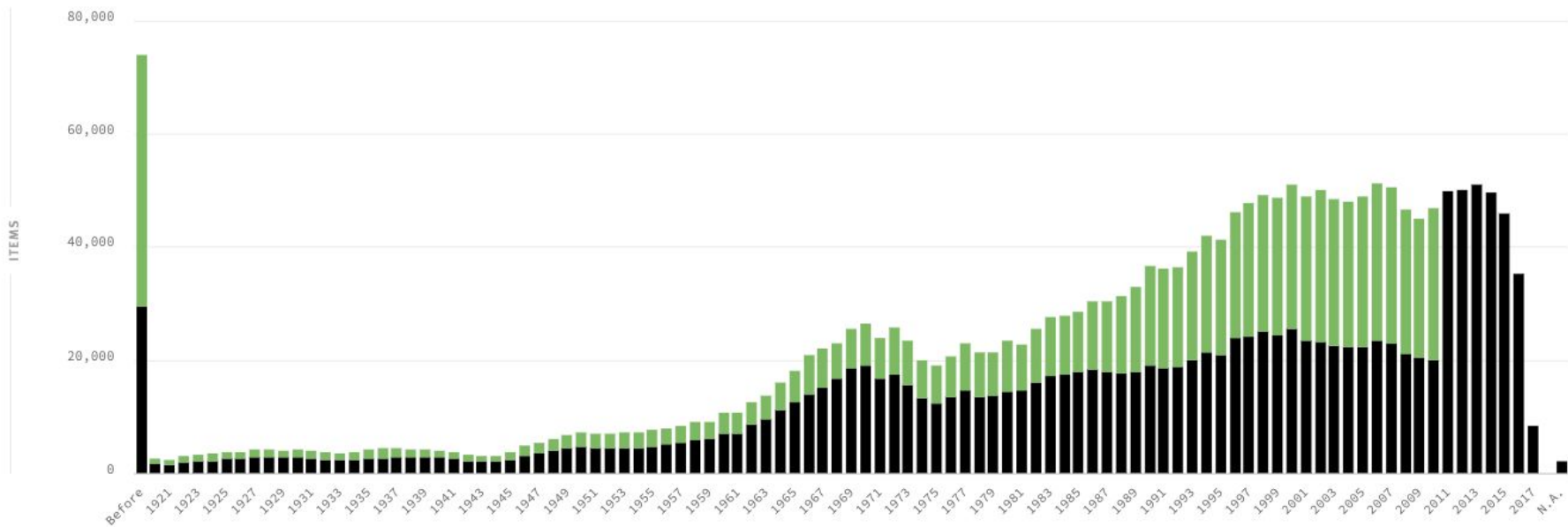
Year published

Distribution: YEAR PUBLISHED

Overlay: ALLOCATED FOR RETENTION

■ NOT ALLOCATED FOR RETENTION BY MY LIBRARY (TOTAL) 61.74% | 1,372,453

■ ALLOCATED FOR RETENTION BY MY LIBRARY (TOTAL) 38.25% | 850,319



Q: Please indicate the circumstance or circumstances under which you would be willing to make monograph retention commitments to EAST in the future. Choose all that apply.

| | |
|---|--------|
| ▼ For monograph titles based on a future collection analysis | 62.50% |
| ▼ For serials/journals titles based on a future collection analysis | 0.00% |
| ▼ For monograph titles but only in subject areas important to my institution | 37.50% |
| ▼ For serials/journals titles but only in subject areas important to my institution | 0.00% |
| ▼ For monograph titles but only to newly acquired materials | 37.50% |
| ▼ For serials/journals titles but only to newly acquired materials | 0.00% |
| ▼ Only to fill gaps in currently retained serials/journals titles | 0.00% |
| ▼ My institution is not interested in making future retention commitments | 25.00% |

Q: Please indicate the circumstance or circumstances under which you would be willing to make serials/journals retention commitments to EAST in the future. Choose all that apply.

| | |
|---|--------|
| ▼ For serials/journals titles based on a future collection analysis | 37.50% |
| ▼ For serials/journals titles but only in subject areas important to my institution | 0.00% |
| ▼ For serials/journals titles but only to newly acquired materials | 0.00% |
| ▼ Only to fill gaps in currently retained serials/journals titles | 12.50% |
| ▼ My institution is not interested in making future retention commitments | 50.00% |

Q: How likely is your institution to participate in future EAST collection analyses?

| | |
|---------------------|--------|
| ▼ Very likely | 37.50% |
| ▼ Likely | 25.00% |
| ▼ Somewhat likely | 37.50% |
| ▼ Somewhat unlikely | 0.00% |
| ▼ Unlikely | 0.00% |
| ▼ Very unlikely | 0.00% |
| ▼ I don't know | 0.00% |

Discussion

1. We have already far down the road with serials and journals. What can we learn from this model? Who is preserving the print? When do we stop preserving print journals?
2. Are monographs different? Why and in what ways?
3. Does the distributed model present more of a risk than the shared storage facility model?
4. Can the Partnership or its individual member programs develop a prospective shared collection strategy that ensures the preservation and access to print?