

Collection Analysis and the Eastern Academic Scholars' Trust (EAST)

Susan Stearns, EAST Project Director

ALCTS, ALA Annual

Monday, June 26, 2017

www.eastlibraries.org

sstearns@blc.org



BLC

BOSTON LIBRARY CONSORTIUM

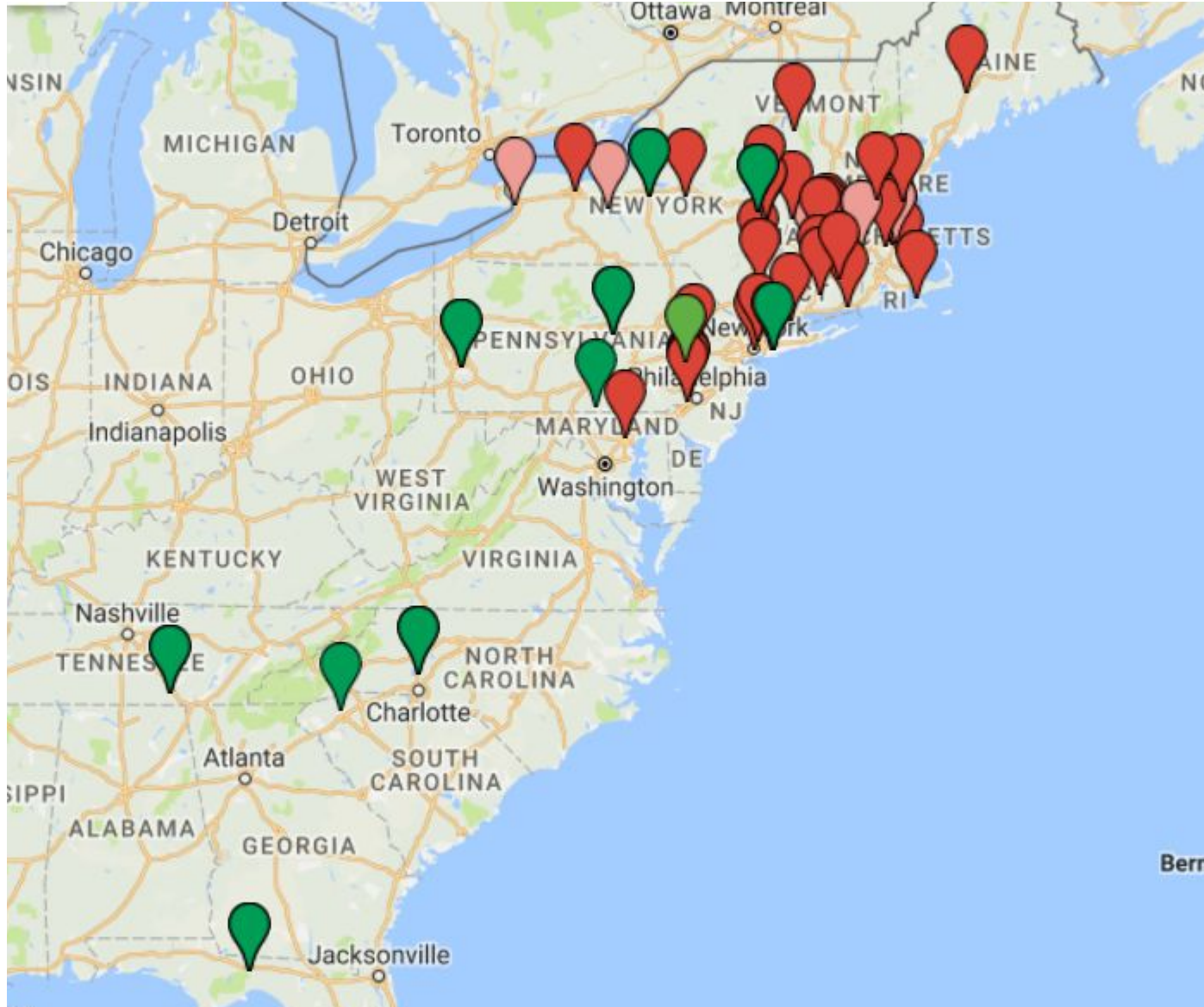


EAST

EASTERN ACADEMIC
SCHOLARS' TRUST

The EAST mission

Securing the scholarly
print record in support
of teaching, learning and
research



- 59 members from Maine to Florida
- 51 Retention Partners
- 8 Supporting Partners
- Diversity in collection size, research vs. teaching focus and collection philosophy

EAST Members:

Annual
Membership Fee

Lend to other
EAST members

Participate in
EAST
governance

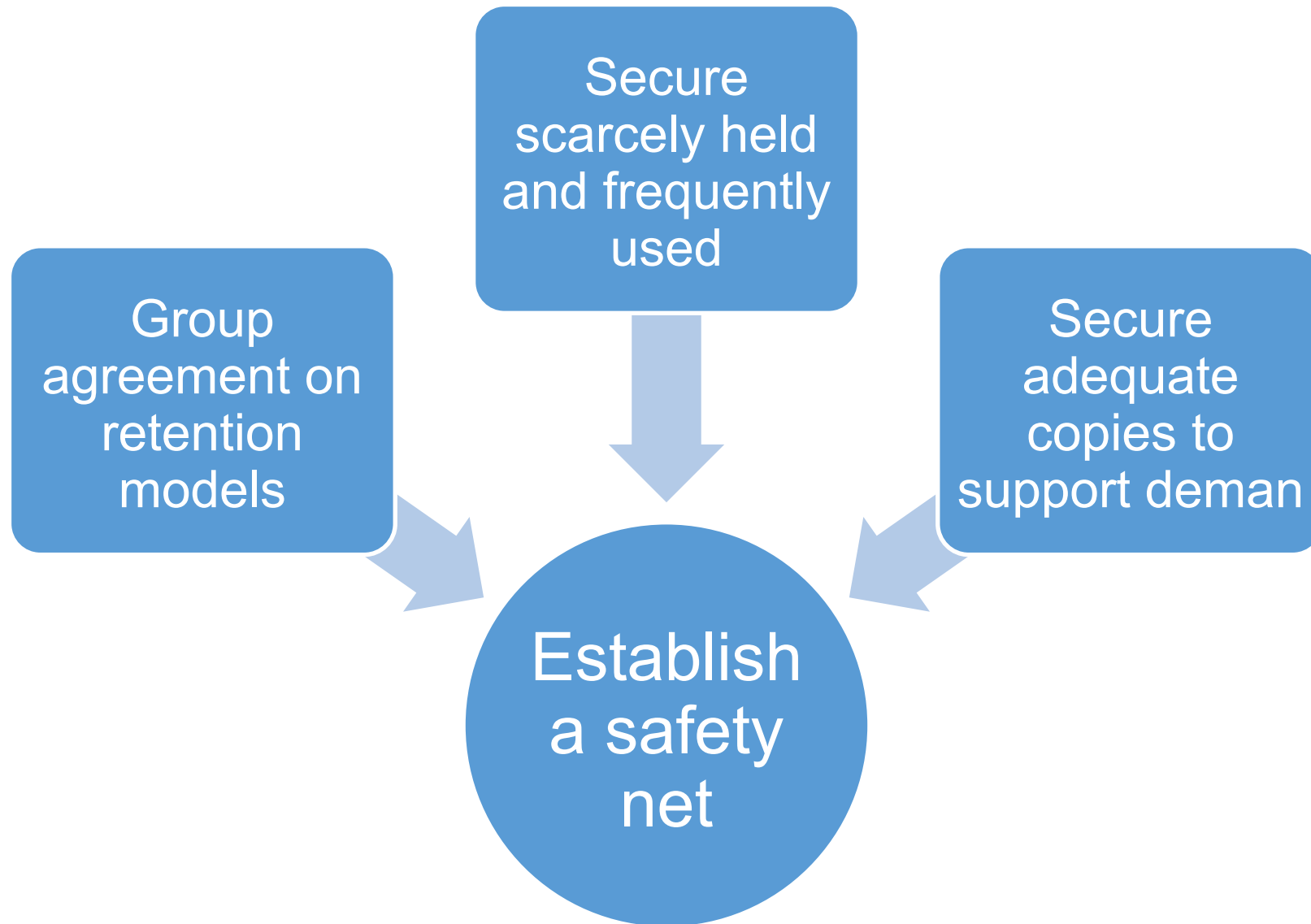
Retention:
Commit for
minimum of 15
years

Retention:
Contribute to
collection
analysis



EAST

EASTERN ACADEMIC
SCHOLARS' TRUST



EAST

EASTERN ACADEMIC
SCHOLARS' TRUST

Collection Analysis is Key

- For EAST: to identify titles to be committed to retention
- For individual libraries: to provide insight into de-selection and overall collection management
- Partnering with OCLC Sustainable Collection Services (SCS)[®]
- Analysis for original 40 Cohort 1 libraries completed in 2016
- Now undertaking analysis with 12 Cohort 2 libraries
- Scope of analysis is circulating print monographs only



SCS

Mission

Helping Libraries **Manage**
and **Share Print**
Monographs



Individual Library Features

Summary info
Visualizations
Query builder
Known item search
Remediation lists
Lists of items

Group Features

Summary info
Visualizations
Model Builder

GreenGlass® for Groups

Understand the
collective collection

Experiment with
retention models

Commit to equitable
retention allocation



EAST

EASTERN ACADEMIC
SCHOLARS' TRUST

EAST Monograph Collection Analysis

- In Scope: **Circulating Print Monographs**
- Out of Scope:
 - Journals (serial records)
 - Special Collections
 - Reference (non-circulating)
 - E-Books
 - Government Documents
 - Media (non-book)
 - Microforms
 - Maps
 - Scores
 - Dissertations, Theses
 - LOST, MISSING, DAMAGED ITEMS



EAST

EASTERN ACADEMIC
SCHOLARS' TRUST



16,573,071 holdings for EAST



Library's bib, item and
transaction data for PRINT
MONOGRAPHS




Data extracted from the EAST
Retention Partner libraries ILS's



EAST

EASTERN ACADEMIC
SCHOLARS' TRUST

Toggle between Library and Group views

GreenGlass

GROUP
Collection

GROUP
Analysis

EAST ▾ ⚙ ☁

OVERVIEW

VISUALIZE

Brandeis University

EAST

GROUP OVERLAP ▾

WORLDCAT HOLDINGS ▾

TITLE-SET ATTRIBUTES

GROUP OVERLAP

Participant holdings

Group Overlap tallies (for participant libraries) always represent exact edition matches – using the OCLC number as the match point. These tallies are calculated by SCS using the records we received from each participant library. All other overlap tallies in GreenGlass are based on holdings set in WorldCat.

PARTICIPANT HOLDINGS OVERLAP

LI

3

1

The EAST Collective Collection in GreenGlass

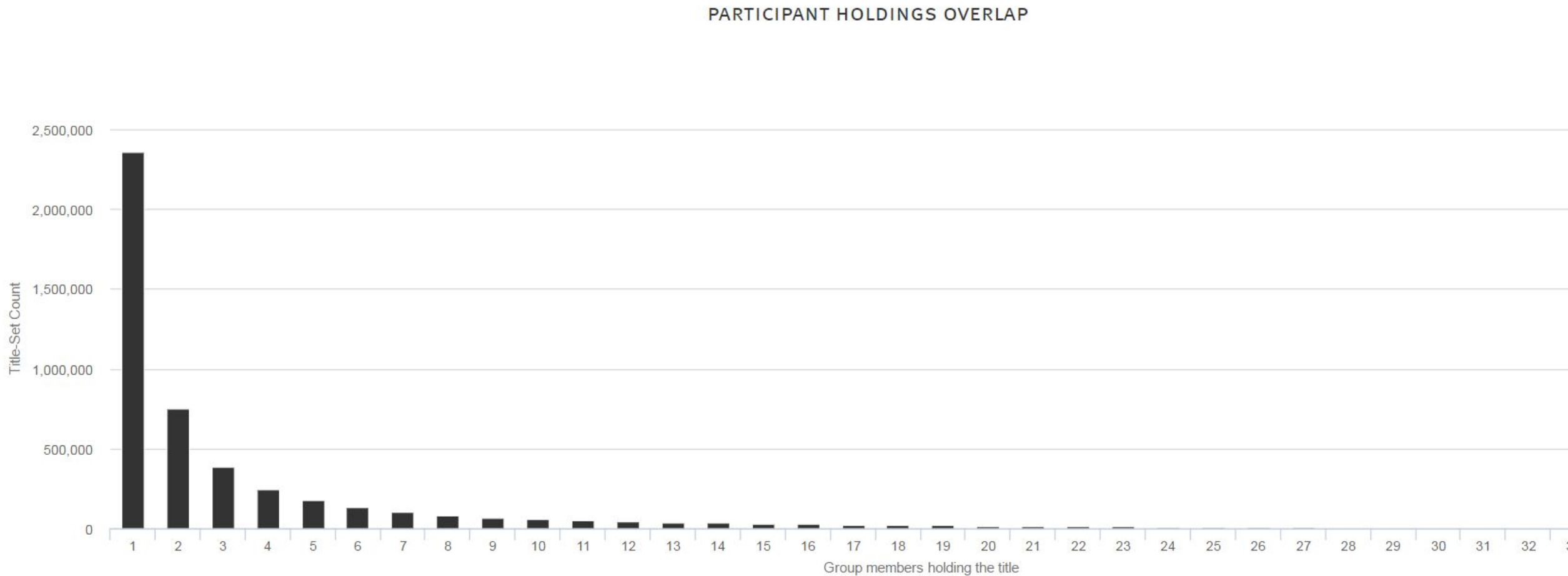
16.5M total holdings

- 2.36M holdings owned by only 1 library

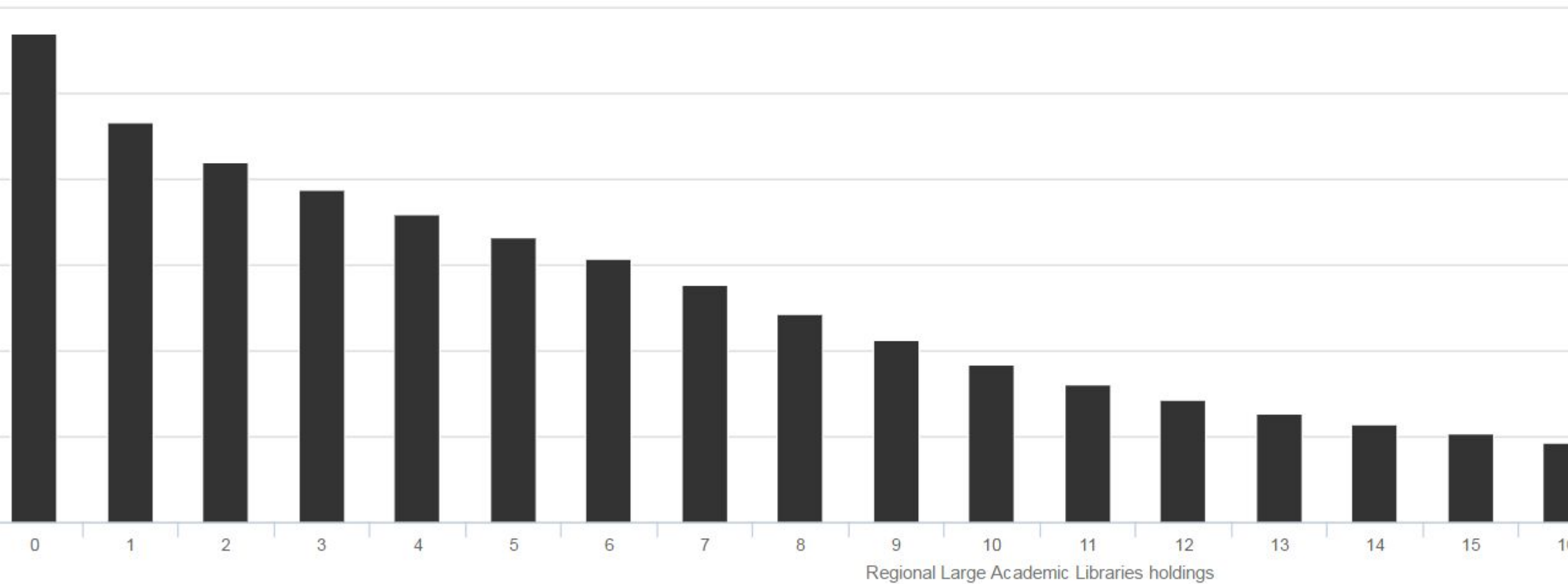
20% with >10 aggregate uses

- 39% represented in HathiTrust

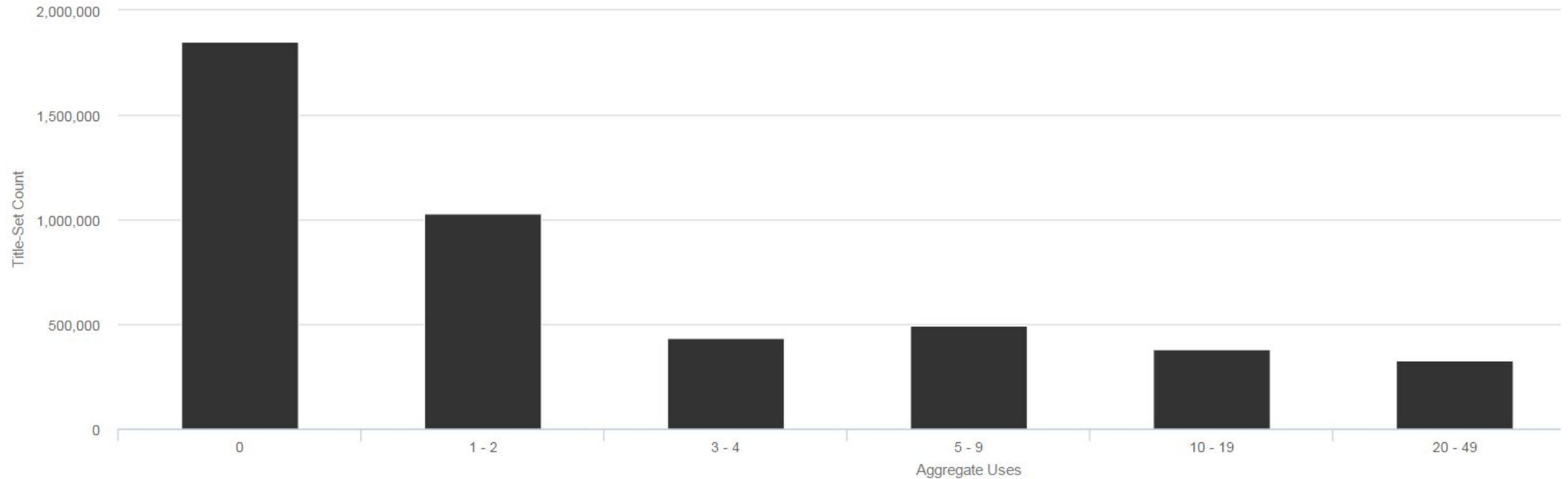
Ability to visualize the EAST Collective Collection



EAST OVERLAP WITH REGIONAL LARGE ACADEMIC LIBRARIES (SAME EDITION)



AGGREGATE USES



In this chart, the bar on the far left represents the number of title-sets that have no recorded uses: i.e., no library in the group reported a single use. The second bar represents titles with one or two uses and so on. The bar on the far right represents titles with 50 or more aggregate uses. Hover over each bar to see the exact number of title

Using the Model Builder in GreenGlass

All Included Libraries

Retained Percentage: 16%

Retained Holdings: 2,731,301



Brandeis University

Retained Percentage: 22%

Retained Titles: 174,671



Criteria

LIBRARIES

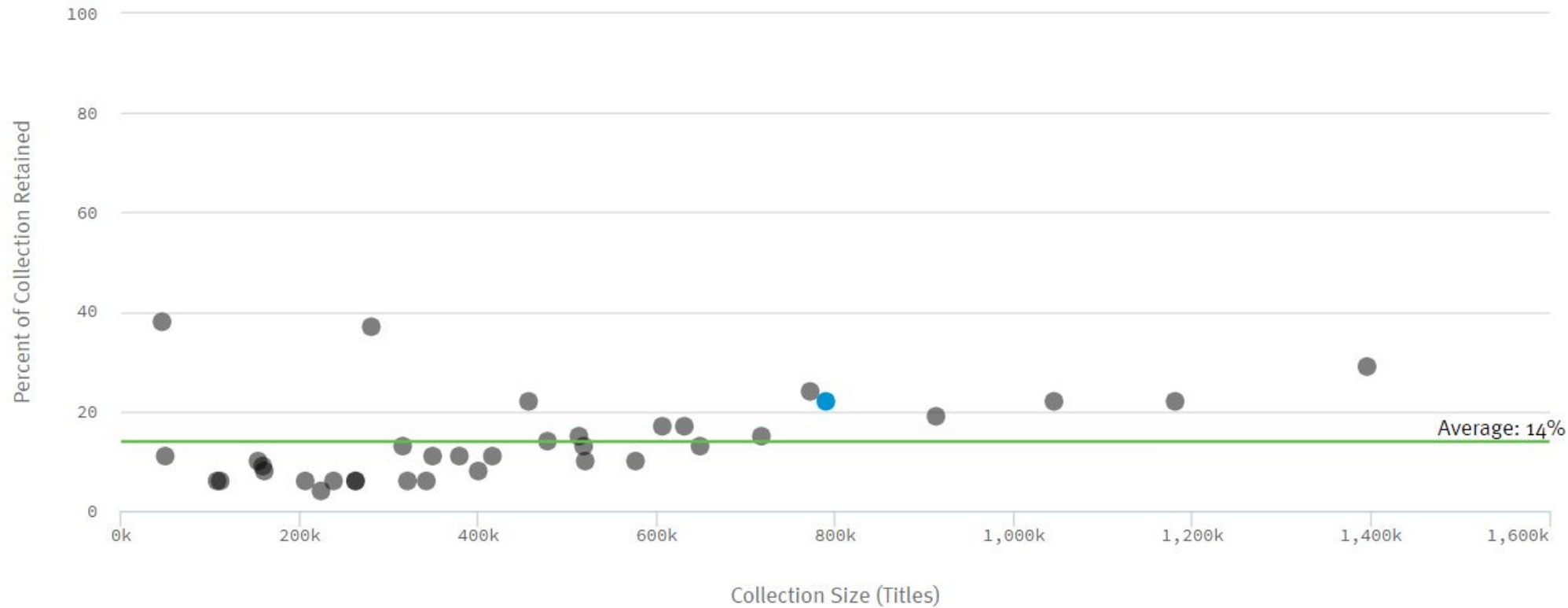
Includes 36 of 36 Libraries

RETAIN ALL

US holdings

FEWER THAN 40
(SAME EDITION)

[+ Add Condition](#)



Another example of the Model Builder


New Model

SAVE

All Included Libraries

Retained Percentage: 29%

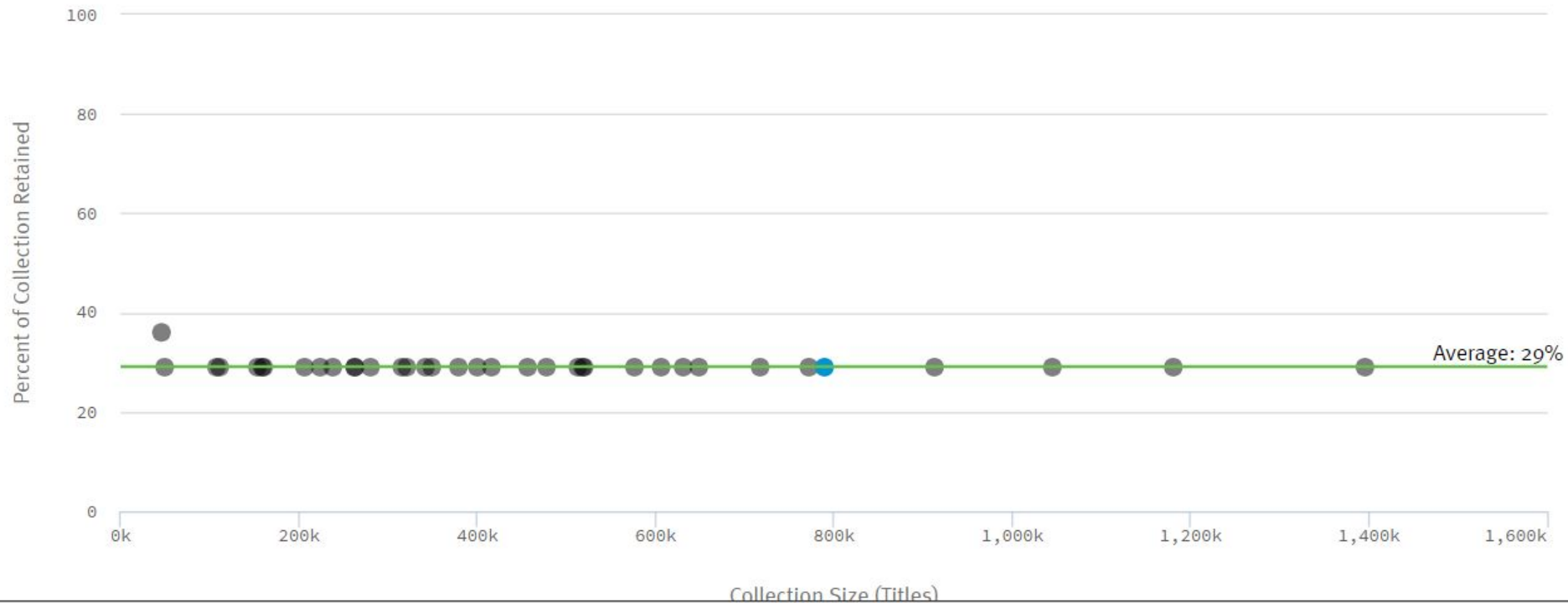
Retained Holdings: 4,749,042



Brandeis University

Retained Percentage: 29%

Retained Titles: 226,177



Criteria

LIBRARIES

Includes 36 of 36 Libraries

RETAIN 1

EAST holdings

MORE THAN 0

+ Add Condition

All Included Libraries

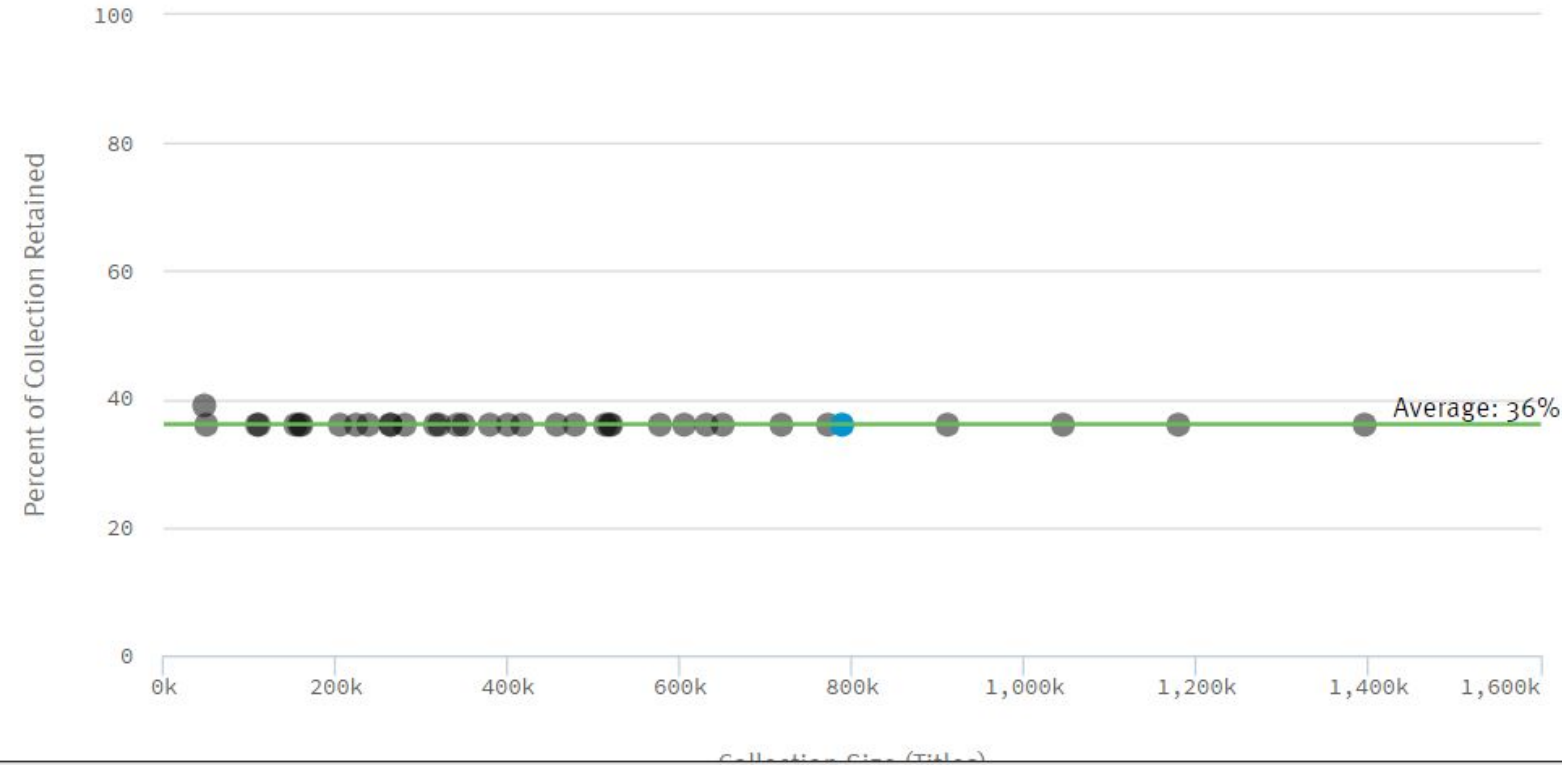
Retained Percentage: 36%

Retained Holdings: 6,003,283

Brandeis University

Retained Percentage: 36%

Retained Titles: 286,045



Criteria
LIBRARIES
Includes 36 of 36 Libraries
RETAIN ALL
EAST holdings FEWER THAN 5
US holdings FEWER THAN 40 (ANY EDITION)
Regional Large Academic Libraries holdings FEWER THAN 5 (ANY EDITION)
ANY OTHER LIBRARY

Factoring in Validation for Cohort 2

EAST validation: A small sample study to determine an “availability metric” that provides a rough estimate of the percentage of library holdings that are likely to be available (are accounted for).

Each library will receive a list of 6,000 titles randomly selected from the in-scope records that were sent to SCS. Libraries will check shelves to determine availability, and perform a quick condition assessment of the items using a data collection tool developed by EAST.

This will be used by the Collection Analysis Working Group as one factor in determining how many copies to retain.

Thank you.

sstearns@blc.org



Education, Owl
graphics by Freepik,
Flaticon, CC BY 3.0 (via
Logo Maker)



EAST

EASTERN ACADEMIC
SCHOLARS' TRUST